





Article

Influence of Regulated Deficit Irrigation on Arbequina's Crop Yield and EVOOs Quality and Sensory Profile

Blanca Sastre ^{1,*}, Amadeu Arbonés ², M. Ángeles Pérez-Jiménez ¹, Miquel Pascual ³, Alejandro Benito ¹, Cristina de Lorenzo ^{1,4}, Josep M. Villar ⁵, Lluís J. Bonet ⁶, Sergio Paz ⁷, Ángel Santos ⁸, Juan Francisco Hermoso ⁹, Agustí Romero ⁹, Camilla Farolfi ¹⁰ and Josep Rufat ²

- ¹ Instituto Madrileño de Investigación y Desarrollo Rural, Agrario y Alimentario—IMIDRA, Finca El Encín, Autovía A2, km 38.2, 28800 Madrid, Spain
 - ² Uso Eficiente del Agua en Agricultura, Instituto de Investigación y Tecnología Agroalimentarias—IRTA, 08140 Caldes de Montbui, Spain
 - ³ Departamento de Hortofruticultura Botánica y Jardinería, Universidad de Lleida, 25198 Lleida, Spain
 - ⁴ Consejería de Sanidad de la Comunidad de Madrid, 28013 Madrid, Spain
 - ⁵ Departamento de Medio Ambiente y Ciencias del Suelo, Universidad de Lleida, 25198 Lleida, Spain
 - ⁶ Irrigation Advisory Service, Valencian Institute for Agricultural Research (STR-IVIA), 46113 Moncada, Spain
 - ⁷ Technology Transfer Service, Generalitat Valenciana, 46113 Moncada, Spain
 - ⁸ Instituto Navarro de Tecnologías e Infraestructuras Alimentarias—INTIA, Avda. Serapio Huici 22, 31610 Villava, Spain
 - ⁹ Institut de Recerca i Tecnologia Agroalimentàries—IRTA-Mas de Bover, Finca Mas de Bover. Ctra. Reus—El Morell, km. 3,8, 43120 Constantí, Spain
 - ¹⁰ Department for Sustainable Food Process, Università Cattolica del Sacro Cuore, Via Emilia Parmense 84, 29122 Piacenza, Italy
- * Correspondence: blanca.esther.sastre@madrid.org; Tel.: +34-918879488



Citation: Sastre, B.; Arbonés, A.; Pérez-Jiménez, M.Á.; Pascual, M.; Benito, A.; de Lorenzo, C.; Villar, J.M.; Bonet, L.J.; Paz, S.; Santos, Á.; et al. Influence of Regulated Deficit Irrigation on Arbequina's Crop Yield and EVOOs Quality and Sensory Profile. *Agronomy* **2023**, *13*, 31. <https://doi.org/10.3390/agronomy13010031>

Academic Editor: Belen Gallego-Elvira

Received: 28 November 2022
Revised: 15 December 2022
Accepted: 19 December 2022
Published: 22 December 2022



Copyright: © 2022 by the authors. Licensee MDPI, Basel, Switzerland. This article is an open access article distributed under the terms and conditions of the Creative Commons Attribution (CC BY) license (<https://creativecommons.org/licenses/by/4.0/>).

Abstract: Regulated deficit irrigation in super-high-density (SHD) olive orchards is a well-known strategy to save water and control plant vigor, without decreasing fruit or oil yield. As there is controversial information about its influence on virgin olive oil quality, a trial was conducted in five SHD olive orchards of Arbequina cultivar in different locations of central, east, north and northeast Spain under full irrigation (FI) and regulated deficit irrigation (RDI) treatments. RDI applied during phase II of fruit growing (40% of total needs) saves more than 20% of water on average, without reductions in olive fruit or extra virgin olive oil (EVOO) yield. No threshold of 3.5 MPa of stem water potential was crossed in any case. RDI modified sterols and the fatty acid profile of EVOOs but not phenols, quality parameters, or the sensory profile. Latitude, altitude, and yearly rainfall have a big impact on some compounds such as campesterol, oleuropein, or margaroleic or linolenic acids.

Keywords: olive grove; fatty acids; sterols; phenol profile; climatic conditions

1. Introduction

Nowadays, hedgerow olive orchards (*Olea europaea* L.) have become the most common orchard design in worldwide new plantings [1], mainly due to the need of reducing olive oil production costs. In high-density and super-high-density (SHD) designs, the olive fruits are harvested by overhead harvesters, which are the fastest, most efficient, and cheapest method [2]. In Spain there are more than 89,000 ha with a density above 1000 olive trees per hectare [3], planted over the last two decades [4]. This orchard system requires higher quantities of water, fertilization, and chemicals for pest control.

One of the most important cultivars used in SHD systems is Arbequina because of its low vegetative vigor, compact growth, and early, high, and regular production [1,2]. The production of Arbequina's hedgerow orchard responds positively to irrigation, but Grattan et al. (2006) observed that maximum irrigation did not result in larger production in SHD olive orchards [5]. Furthermore, the irrigation water productivity (production per

unit of total water applied) reaches a maximum and then decreases [6,7]. Oil quality can be affected by different environmental and agronomical factors including climate, growing region, plant nutrition, fruit maturity, crop load, temperature, and available water [1,4,8]. Focusing on irrigation, high doses can negatively affect extra virgin olive oil (EVOO) quality, reducing phenol content and oxidation stability [4,9], but controversial results on fatty acids composition, acidity, and peroxide index have been reported [4].

In arid and semiarid areas, water saving is crucial, so in order to save water with control plant vigor, regulated deficit irrigation (RDI) strategies have been tested [2], evaluating its effect on EVOO quantity and quality [10–12]. These strategies consist of a reduction in the applied water than the theoretically needed amount in a specific phenological stage [13]. There are some phenological periods that have a high sensitivity to water stress [14,15] and full water needs should be applied to avoid negative effects on fruit quantity or quality. However, in other periods, as in phase II of fruit growth, water restrictions can be applied without minimizing these negative effects [6]. There are different methods to assess water stress, with Stem Water Potential (SWP) being the most common [7,16]. Marra et al. (2016) [17] proposed that the optimal SWP values ranged between -2.5 and -3.5 MPa to maximize water productivity and avoid yield reductions. This result is quite similar to the values of Marino et al. (2018) [16], which recommend a moderate stress (-2.0 to -3.5 MPa), or Ahumada-Orellana et al. (2017) [18], which recommend not to cross the -3.5 MPa threshold. However, Gómez del Campo (2013) [19] established the threshold of -2.9 MPa in July and -2.0 MPa in August to avoid oil production decreases, while Hueso et al. (2019) [20] determined -2.21 MPa to maintain oil production and -2.31 MPa to maximize water productivity.

Gucci et al. (2019) [21] reported that RDI strategies did not alter peroxide value, free acidity, or fatty acid composition, but it can modify phenolic composition, as in the results of Ahumada-Orellana et al. (2018) [22] regarding fatty acid composition. On the other hand, Hernández et al. (2018) [23] found changes in fatty acid composition under different deficit irrigation treatments, with a reduction in linoleic acid content under the most restricted irrigation, with an increase in the oleic/linoleic ratio.

The aim of this work is to determine the effect of the Arbequina cultivar on extra virgin olive oil (EVOO) by comparing fully irrigated with regulated-deficit irrigated methods on super-high-density olive orchards. For this purpose, the quantity and quality of the EVOOs of five different olive orchards (central, east, north, and northeast Spain) under both irrigation treatments were analyzed during two consecutive crop seasons.

2. Materials and Methods

2.1. Plots and Irrigation Description

A two-year (2015 and 2016) field study was carried out in five field plots (Figure 1) with a super-high-density grove of cv. Arbequina: in Cadreita, Navarra (northern Spain); Torres del Segre, Lleida (northeast Spain); Constantí, Tarragona (northeast Spain); Colmenar de Oreja, Madrid (central Spain); and Villena, Alicante (eastern Spain).

An irrigation trial was performed in the five mature olive groves starting in 2014 and finishing in 2016. This trial consisted of a full irrigation treatment (FI) where 100% of the water needs was applied throughout most of the year following the equations (Equations (1) and (2)) of the water balance method [24,25]. A regulated deficit irrigation (RDI) where 40% of the water needs was applied in mid-July (after massive pit-hardening) and August was combined with 100% application of water during the rest of the year. This method is similar to the moderate RDI strategy described by Martínez-Gimeno et al. (2022) [6]:

$$IN = ETc - Pe \quad (1)$$

where IN: irrigation needs; ETc: crop evapotranspiration under standard conditions (mm); and Pe: effective precipitation

$$ETc = ET_0 \times Kc \times Kr \quad (2)$$

where ET_c : crop evapotranspiration under standard conditions (mm); ET_0 : reference crop evapotranspiration (mm); K_c : crop coefficient; and K_r : reduction coefficient.

Reference crop evapotranspiration (ET_0) was determined with the Penman–Monteith method to determine crop evapotranspiration needs.

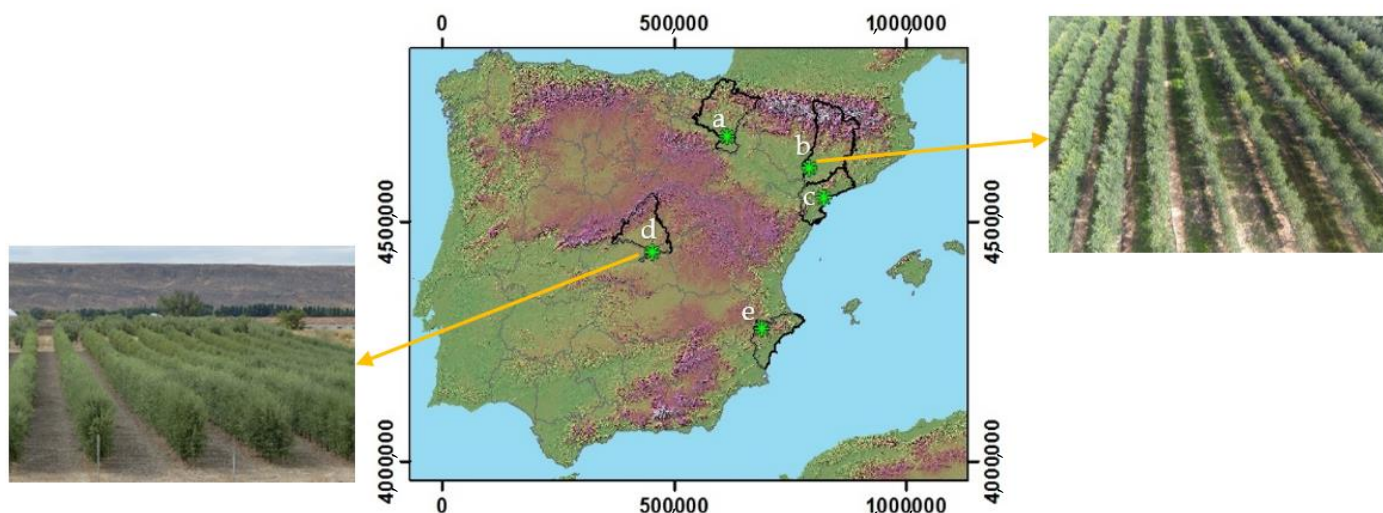


Figure 1. Plot location on Iberian Peninsula map: (a) Cadreita (Navarra); (b) Torres del Segre (Lleida); (c) Constantí (Tarragona); (d) Colmenar de Oreja (Madrid); and (e) Villena (Alicante). Two pictures of the Madrid and Lleida olive orchards are shown.

The main agroclimatic characteristics of the 5 olive groves of the different localities and data of reference crop evapotranspiration and precipitation for 2015 and 2016 are presented in Table 1.

Table 1. Main agroclimatic characteristics of the 5 olive groves and irrigation quantities in each crop season.

Plot Location	Olive Grove Density (Olive Tree·ha ⁻¹)	Elevation (MASL) ¹	Year of Planting	2015				2016			
				ET_0 ² (mm)	P ³ (mm)	Irrigation FI (mm)	Irrigation RDI (mm)	ET_0 (mm)	P (mm)	Irrigation FI (mm)	Irrigation RDI (mm)
Madrid	1481	494	2003	1312	246	460	335	1239	450	597	415
Lleida	1010	119	2002	1112	301	372	315	1107	312	447	327
Tarragona	1250	87	2007	1065	550	381	259	1063	500	320	214
Alicante	1667	505	2001	1369	277	449	365	1346	288	458	383
Navarra	1667	283	2005	1321	320	590	504	1111	289	345	307
Average				1236	339	450	356	1173	368	433	329

¹ Meters above sea level; ² ET_0 : reference crop evapotranspiration; and ³ P: precipitation.

2.2. Field Measurements

In each location (except for Alicante), midday SWP (11:00–13:00 solar time) was used to determine plant water status at 4 different times: (1) at the beginning of the irrigation season (early June); (2) just before pit hardening (mid-July); (3) in phase III of fruit growth (mid-September); and (4) the recovery period when rainfall returns (mid-October). In the Alicante trial the measurements were: (1) before pit hardening (early July); (2) after massive pit hardening (mid-August); and (3) in phase III of fruit growth (mid-September).

Trees were mechanically harvested when the maturity index was around 3 and weighted (4 olive trees per experimental unit). Then, a sample of 5 kg per experimental unit (3 per plot) was picked up in both seasons for olive oil extraction.

2.3. Extra Virgin Olive Oil Elaboration and Analysis

For each sample, the maturity index was determined according to Beltran et al. [26] following the 0–7 point scale according to the color of the skin. The Abencor system (MC2

Ingenierias y Sistemas) was employed for extra virgin olive oil (EVOO) elaboration and then the EVOOs were stored at 5 °C for further analysis.

2.3.1. Regulated Physicochemical Parameters

Regulated physicochemical parameters were determined in each EVOO. Free acidity was expressed as a percentage of oleic acid; peroxide value (PV) was expressed as milliequivalents of active oxygen per kilogram of oil ($\text{meq O}_2 \cdot \text{kg}^{-1}$); and UV spectrophotometric indices (K_{232} , K_{270} , and ΔK extinction coefficients) were determined following the analytical methods described in the European Commission Regulation 2568/91 and later amendments [27].

2.3.2. Oil Oxidative Stability

Oil oxidative stability was expressed as the oxidation induction time (h) measured with a Rancimat-679 device (Metrohm Co, Basel, Switzerland) using 2.5 g of oil sample warmed to 120 °C with an air flow of 20 L h⁻¹ [28].

2.3.3. Pigment Content and Color

Carotenoids and chlorophylls were determined at a wavelength of 470 nm and 670 nm, respectively, in cyclohexane, according to the method of Minguez-Mosquera et al. (1991) [29]. The concentrations of chlorophyll and carotenoids were expressed as mg of pheophytin and lutein per kg, respectively. Chromatic coordinates were measured by the software CINTRAL v2.2 (GBC Scientific Equipment, Braeside, Victoria, Australia) to obtain the color according to the CIEL $a * b *$ method [30].

2.3.4. Sensory Analysis

Sensory analysis was performed by the “Panel de Catadores de Aceite de Oliva Virgen de la Comunidad de Madrid” according to the method described in the European Commission Regulation (EC) 640/2008 [31]. This method allows for the classification of olive oils based on the detection of negative attributes (fusty/muddy, musty, winey, rancid, wet wood, and others) as well as the measurement of the intensity of three positive attributes (green or ripe fruitiness, bitterness, and pungency). The panel was constituted at least by 8 trained tasters that scored the descriptors on a normalized sheet (from 0 to 10).

2.3.5. Phenolic Profile

Phenolic compounds were isolated by solid phase extraction (SPE) using diol-phase cartridges and the extract was analyzed by HPLC. HPLC analysis was performed using a Perkin Elmer Flexar system (Perkin-Elmer Hispania, S.A., Madrid, Spain) equipped with an automatic injector, a column oven, and a photo diode array UV detector. A Spherisorb ODS-2 column was used (5 μm , 25 cm \times 4.6 mm i.d., Technokroma, Barcelona, Spain). Phenolic compounds were quantified at 280 nm using syringic acid as the internal standard and the response factors were determined by the method of Mateos et al. (2001) [32].

2.3.6. Sterol and Triterpene Dialcohol Compositions

The analyses of sterol composition and triterpene dialcohols (erythrodiol and uvaol) were performed by elementary plot, with three repetitions for each treatment, according to the official methods described in The European Commission Regulation 2568/91 [33].

2.3.7. Fatty Acid Composition

The fatty acid composition of the oils was determined by gas chromatography as fatty acid methyl esters (FAMES). FAMES were prepared by saponification/methylation with sodium methylate according to European regulation (EEC 2568/91) [27]. A chromatographic analysis was performed in an Agilent Technologies 6850 series II Network GC system gas chromatograph equipped with a 60 m \times 0.25 mm \times 0.20 μm film thickness fused capillary column Supelco 24111 (Agilent Technologies) coupled to a flame ionization

detector. Samples were introduced into the column at 170 °C during a period of 30 min; after this time, the temperature was increased by 5 °C·min⁻¹ to 200 °C and maintained for 12 min. The flow rate of He, used as carrier gas, was 0.5 mL/min. Injector and flame ionization detector temperatures were 230 °C and 250 °C, respectively. FAMES were identified by comparing their retention times with those of standard compounds.

Oxidative susceptibility (OS) was calculated following Equation (3) [34]:

$$OS = m(\%) + 45 \times L(\%) + 100 \times Ln(\%) \quad (3)$$

where *m* is monounsaturated acids; *L* is linoleic acid; and *Ln* is linolenic acid.

2.4. Statistical Analysis

The statistical analysis of the results was carried out using the IBM SPSS Statistics for Windows, Version 29 program (Armonk, NY: IBM Corp) and three-way variance analyses (ANOVA) using the LSD test for the separation of means $p \leq 0.05$ was performed. The 3 independent variables were irrigation (FI or RDI), location (Madrid, Lleida, Tarragona, Alicante, and Navarra), and crop season (2015 and 2016).

Due to the high weight of the olive orchard's locality in VOO composition, a principal component analysis (PCA) was carried out using the SAS (Statistical Analysis Software), Version 9.4 (Cary, NC: SAS Institute Inc.) and including the main meteorological data (yearly rainfall, yearly ET_c, and yearly irrigation) of each crop season and some orchard characteristics (latitude, density, and elevation) to establish which of these factors are more related to the different phenolic compounds, sterols, and triterpenes dialcohol, and fatty acids composition.

3. Results and Discussion

3.1. Irrigation and Plant Water Status

Reference crop evapotranspiration was similar between crop seasons in each locality except for Navarra, where in 2016 it was 200 mm higher than in 2015 (Table 1). Alicante and Madrid had the highest ET₀. Total precipitation was similar between crop seasons in each locality, except for Madrid due to 2016 being a rainy year. Water applied in the FI treatment was 450 mm and 433 mm in 2015 and 2016, respectively, and a RDI of 356 mm and 329 mm in 2015 and 2016, respectively. This represents a water saving of 21 and 25% in each crop season regarding FI treatment.

Midday SWP was measured during the irrigation season in order to determine the water stress on the olive trees. There were statistically significant differences between localities ($p < 0.001$), irrigation treatments ($p = 0.014$), and months ($p < 0.001$), but not between crop seasons ($p = 0.241$). The lowest values were reached after massive pit hardening (after mid-July) (Figure 2).

The limit of high stress (SWP < −3.5 MPa) was not achieved at any time. This value is considered a critical threshold that, if crossed, would cause damage to the photosynthetic apparatus [16]. Only a few measures from mid to the end of the irrigation season in Madrid, Lleida, Tarragona, and Alicante olive groves under RDI treatment dropped below the −2.0 MPa threshold, which is considered the limit of moderate stress. Gómez del Campo (2013) [19] determined that below −2.0 MPa in August reduces oil production and Hueso et al. (2019) [20] fixed on the limit of −2.21 MPa, which was crossed by the Alicante trial in 2015.

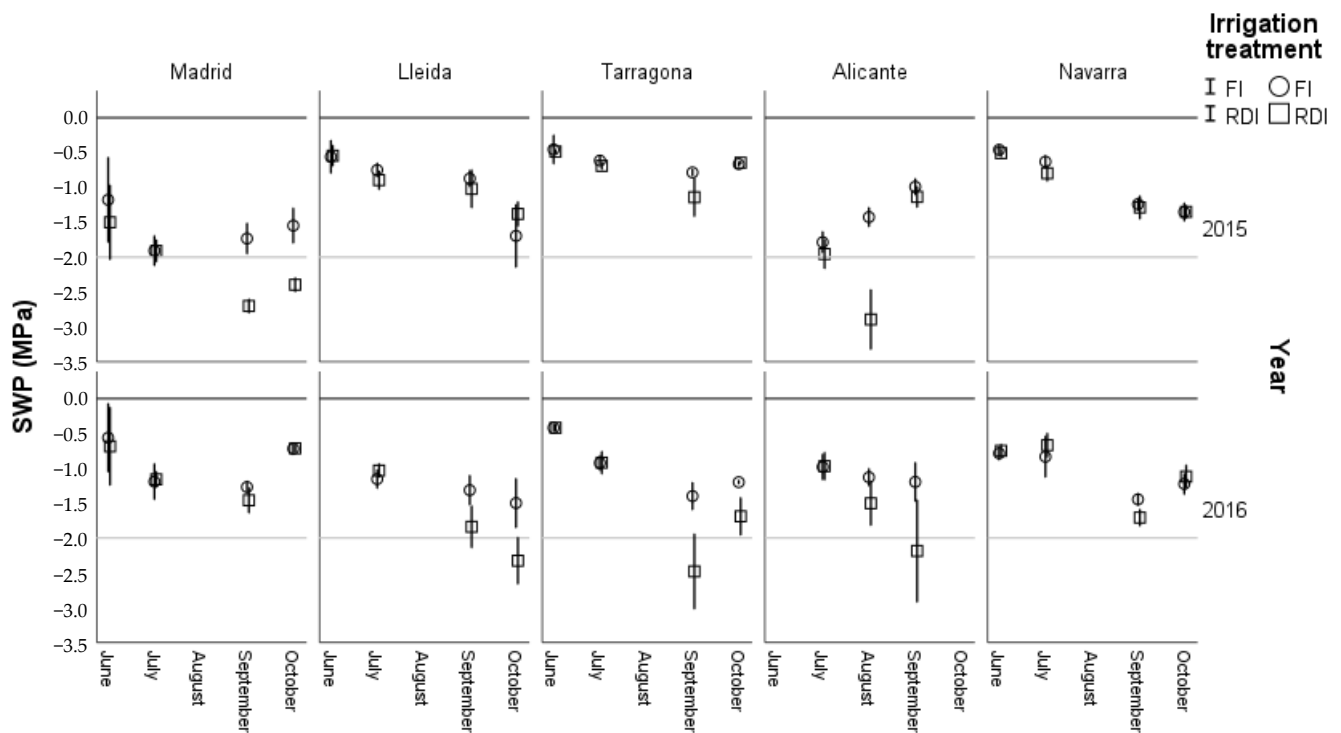


Figure 2. Midday stem water potential (SWP) of the irrigation treatments (FI: full irrigation; RDI: regulated deficit irrigation) at different times each year and plot location ($n = 4$). Vertical error bars represent the mean standard deviation. Grey horizontal line marks the threshold of moderate stress (-2 MPa).

3.2. Fruit and Oil Yield

Olive fruits were harvested when they had a maturity index around 3 (end of October to mid-November, varying between years and localities). Fruit yield was statistically different depending on locality ($p < 0.001$) and crop season ($p < 0.001$), without influence of irrigation treatment ($p = 0.241$). The higher yield was reached in Lleida in 2016 with more than $10 \text{ kg}\cdot\text{tree}^{-1}$ (Figure 3a). Fruit yield in Alicante and Tarragona was higher in 2015 (ON year) and lower in 2016 (OFF year). On the other hand, the ON year of Lleida was 2016; 2015 was the OFF year. In Madrid and Navarra, slight differences appeared among years, with both being considered medium years.

Fruit oil percentage was not affected by any factor (irrigation treatment $p = 0.141$, locality $p = 0.207$, and year $p = 0.165$), with a global average of 17.6% of fruit oil content in fresh mass (Figure 3b). These results belong to a short-term trial, long-term trials are needed to properly determine the impact on fruit and oil yield.

Similar to our results, no effect of slight deficit irrigation strategies were found by other groups applying the summer deficit irrigation used in this work [10,17,19]. Nevertheless, Hueso et al. (2019) [20] found fruit yield reductions when SWP dropped down to -1.82 MPa during the oil synthesis period (phase III) and oil yield reductions when SWP was lower than -2.21 MPa. No effects on olive oil accumulation were described in several studies with different deficit irrigation treatments as reported in Hernández et al. (2018) [23] and Martínez-Gimeno et al. (2022) [6]; they stated that fruit oil content is less sensitive than olive fruit yield to irrigation shortages. Keeping an adequate stress level with an appropriate RDI strategy is crucial to maintain fruit and olive oil yield [4].

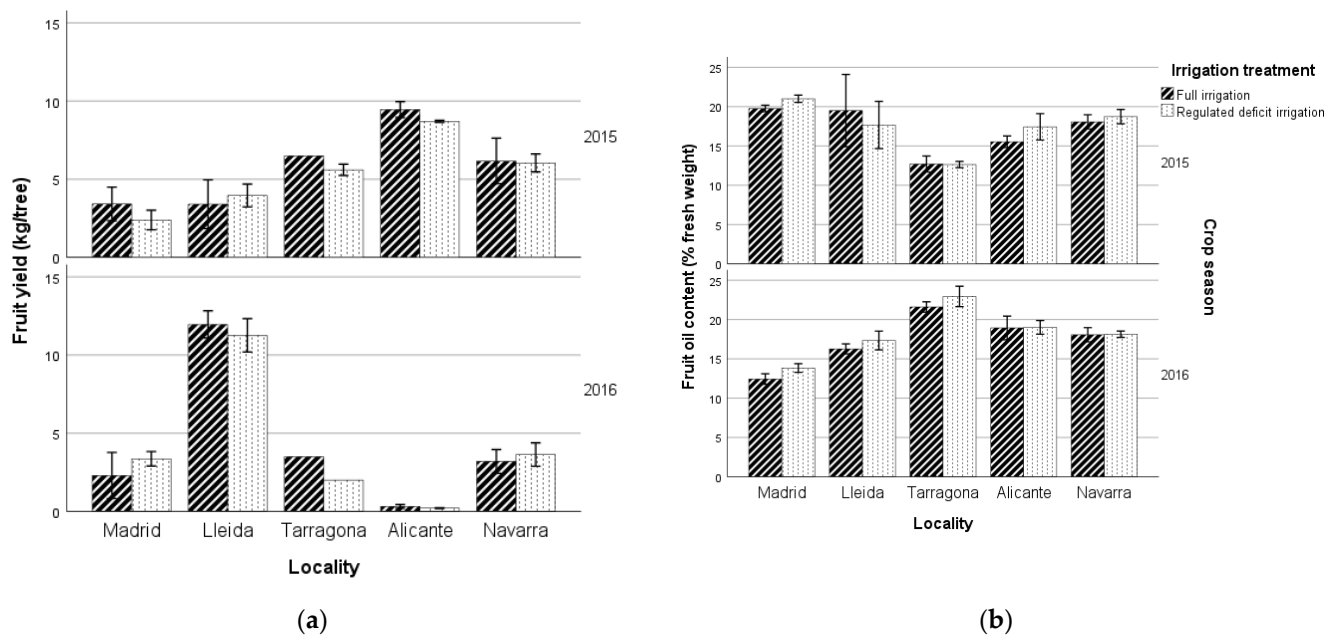


Figure 3. Fruit yield (a) and fruit oil content (b) under irrigation treatments (FI: full irrigation; RDI: regulated deficit irrigation) in both years and plot location (n = 4). Vertical error bars represent the mean standard deviation.

3.3. Maturity Index and Olive Oil Quality and Sensory Profile

The irrigation treatment has no influence on either the quality or the sensory parameters included in Table 2, while location and crop season had a significant effect on most of them. Due to the great influence of the maturity index on the compounds of the EVOO [4], the lack of differences between all the localities, years, and irrigation treatments led us to remove this factor from the explanation of the differences in the composition of the EVOOs.

Similar to other works [9,35], no differences appeared between higher-dose irrigation treatments in extinction coefficients, peroxide value, free acidity, or sensory profile (fruity, pungent, and bitter); however, Sánchez-Rodríguez et al. (2020) [35] found an increase in oxidative stability. When the reduction is important (around 72%), García-Garvía et al. (2022) found differences in peroxides, acidity, K_{232} , and sensory profile [36] with the most restrictive RDI strategies. Chlorophyll and carotenoid concentrations were not influenced by the RDI strategy, similar to results of other groups [37,38]. These groups found differences in chlorophylls with severe RDI with 20% and 30% of IN supply.

Alicante's EVOO had high acidity and peroxide value with lower oxidative stability (5.6 h), due to it being the softer EVOO with the lowest values of bitter and pungent attributes. Alicante's and Tarragona's EVOOs had the lowest concentration on total pigments ($<5 \text{ mg} \cdot \text{kg}^{-1}$) and oxidative stability with the less green EVOOs (higher * a and lower * b color parameters) despite their differences in maturity index (Tarragona's EVOO: 2.7 and Alicante's EVOO: 3.4).

The differences among both crop seasons were less than 0.5 points in the maturity index, with slight but statistical significance differences in most of the variables, such as acidity, oxidative stability, pigments, and color parameters.

Table 2. Three-way ANOVA (prob > F) and least square means of the maturity index, olive oil quality parameters, and sensory profile for the different factors: irrigation (Irrig: full irrigation: FI; regulated-deficit irrigation: RDI); location (Loc.: Mad: Madrid, Lle: Lleida, Tar: Tarragona, Ali: Alicante, and Nav: Navarra); and crop seasons (CS: 2015 and 2016).

	Factor (<i>p</i> -Value)			Factors									Standard of Quality for EVOO
	Irrig.	Loc.	CS	Irrig.			Loc.			CS			
				FI	RDI	Mad	Lle	Tar	Ali	Nav	2015	2016	
Maturity index	NS	0.001	0.001	2.9a	3.0a	3.2a	3.1ab	2.7b	3.4a	2.7b	3.2a	2.8b	
Indices of quality													
Acidity (% oleic acid)	NS	0.000	0.000	0.282a	0.274a	0.149c	0.175c	0.264b	0.702a	0.312b	0.181b	0.356a	≤0.8
Peroxide value (meq O ₂ ·kg ⁻¹)	NS	0.000	NS	5.157a	4.816a	2.775c	6.717a	5.130b	6.073a	4.782b	4.906a	5.051a	≤20
K ₂₃₂	NS	0.000	0.000	1.595a	1.646a	1.707a	1.721a	1.613b	1.667ab	1.418c	1.733a	1.531b	≤2.50
K ₂₇₀	NS	0.000	0.024	0.095a	0.098a	0.120a	0.092b	0.094b	0.097b	0.081c	0.093b	0.099a	≤0.22
Oxidative stability (h)	NS	0.000	0.000	13.1a	13.1a	20.0a	14.9b	7.0c	5.6c	14.2b	12.9b	13.2a	
Pigments													
Lutein (mg·kg ⁻¹)	NS	0.000	0.000	4.811a	5.077a	6.211a	5.901a	2.356c	3.337b	6.112a	4.570b	5.244a	
Pheophytin (mg·kg ⁻¹)	NS	0.000	0.003	4.300a	4.611a	5.547b	7.477a	1.204c	1.432c	5.106b	4.280b	4.596a	
Total pigments (mg·kg ⁻¹)	NS	0.000	0.000	9.111a	9.689a	11.758b	13.378a	3.560c	4.768c	11.218b	8.850b	9.839a	
Chloro/carot	NS	0.000	0.025	0.854a	0.808a	0.907b	1.187a	0.662c	0.413d	0.776c	0.935a	0.748b	
Color													
*L	NS	0.000	0.000	87.622a	88.892a	87.683b	84.129c	91.982a	92.627a	87.049b	88.482a	87.277b	
*a	NS	0.000	0.000	-8.760a	-9.149a	-10.327b	-9.688b	-6.326a	-8.533a	-9.688b	-8.043a	-9.684b	
*b	NS	0.000	0.000	66.031a	69.494a	80.958ab	75.804b	38.542d	47.100c	86.078a	64.833b	70.106a	
Sensory profile													
Fruity	NS	0.000	NS	5.0a	5.0a	5.2a	5.3a	5.0a	5.2a	4.5b	4.9a	5.1a	Mf > 0
Bitter	NS	0.000	NS	2.3a	2.5a	3.5a	2.8b	1.9c	1.6c	1.8c	2.3a	2.4a	
Pungent	NS	0.000	NS	2.7a	3.0a	4.1a	3.2b	2.2cd	1.8d	2.5c	3.0a	2.8a	

Irrig.: irrigation; Loc.: location; and CS: crop season. Mf: fruity median. NS = not significant at $p < 0.05$. Different letters mean significant differences between levels of the treatment according to the LSD test $p < 0.05$ ($n = 3$).

3.4. Phenolic Profile

There were no effects on any of the different phenolic compounds (Table 3) nor in the total phenolic concentration (TPC). These results are similar to those of Gómez-Rico et al. (2006) [39] who found differences in TPC between rainfed and well-irrigated olive trees, but not in the intermediate cases. Sanchez-Rodriguez et al. (2020) [35] found statistically significant differences with all the deficit treatments regarding FI. This lack of differences in phenols between irrigation treatments also showed no differences in the pungent or bitter properties of the EVOOs (Table 2). Phenol compounds are the main compounds responsible for these sensory attributes [40].

There was an important effect of the location on almost all the phenolic compounds. The EVOOs from Madrid showed a higher content of TPC (497 mg·kg⁻¹) followed by Lleida in TPC (377 mg·kg⁻¹), which was opposite to the EVOOs from Alicante with a lower TPC (169 mg·kg⁻¹). Navarra and Tarragona's EVOOs had an intermediate concentration (274 mg·kg⁻¹ and 202 mg·kg⁻¹, respectively). Regarding oleuropein, Madrid's EVOOs had 6.89 mg·kg⁻¹, around 4-fold more than the EVOOs from Tarragona and Navarra (1.85 mg·kg⁻¹ and 1.52 mg·kg⁻¹, respectively), with an intermediate position of Alicante and Lleida (3.38 mg·kg⁻¹ and 3.00 mg·kg⁻¹, respectively).

Statistical differences were also observed in different phenolic compounds regarding crop season. EVOOs of the 2016 crop season had around 25 mg·kg⁻¹ of TPC higher than EVOOs of 2015, although the oleuropein content was lower (2.821 mg·kg⁻¹ and 3.832 mg·kg⁻¹ in 2016 and 2015 EVOOs, respectively).

Principal component analysis (PCA) was carried out to determine the relationships between main meteorological data (yearly rainfall, yearly ETc, and yearly irrigation) of each crop season, orchard characteristics (latitude, density, and elevation), and the phenolic compounds (Figure 4). Axis 1 explained 30.15% of the total variance and axis 2 explained 20.25%. Plots at

higher altitudes are linked to higher contents of luteolin, apigenin, oleuropein, total secoiridoids, and total phenols, and lower contents of vanillic acid and hydroxytyrosol acetate.

Table 3. Three-way ANOVA (prob > F) and least square means of the phenolic profiles of the different factors: Irrig: irrigation (full irrigation: FI; regulated deficit irrigation: RDI); Loc: locality (Mad: Madrid; Lle: Lleida; Tar: Tarragona; and Ali: Alicante; Nav: Navarra); and CS: crop season (2015 and 2016).

Phenolic Compounds (mg kg ⁻¹)	Factor (p-Value)			Factors								
	Irrig.	Loc.	CS	Irrig.			Loc.			CS		
				FI	RDI	Mad	Lle	Tar	Ali	Nav	2015	2016
Hydroxytyrosol	NS	0.000	0.000	6.800a	6.301a	2.038b	2.551b	1.555b	1.698b	24.912a	9.869a	3.232b
Tyrosol	NS	0.000	0.000	3.702a	3.604a	1.440c	1.696bc	2.102bc	2.588b	10.438a	4.395a	2.911b
Vanillic acid	NS	0.000	0.000	2.079a	2.093a	0.710d	2.029c	3.269a	2.496b	1.926c	2.424a	1.748b
Caffeic acid	NS	0.000	0.000	0.028a	0.032a	0.000b	0.000b	0.000b	0.000b	0.151a	0.000b	0.060a
Vanillin	NS	0.000	NS	2.558a	2.394a	1.841c	3.121a	2.543b	2.008c	2.868ab	2.506a	2.447a
p-Coumaric acid	NS	0.000	NS	2.867a	3.199a	2.621b	2.388b	2.966b	2.468b	4.723a	3.067a	2.999a
Hydroxytyrosol acetate	NS	0.000	NS	13.067a	14.418a	5.435c	20.695a	22.072a	7.084c	13.428b	13.444a	14.041a
o-Coumaric acid	NS	NS	0.010	1.262a	1.556a	1.786	1.211	1.208	1.412	1.428	1.630a	1.188b
Oleuropein	NS	0.000	0.000	3.288a	3.366a	6.891a	2.999b	1.847c	3.375b	1.522c	3.832a	2.821b
Tyrosol acetate	NS	0.000	0.000	3.545a	3.581a	5.847a	2.453c	2.850c	2.646c	4.018b	2.556b	4.569a
Cinnamic acid	NS	0.000	0.001	1.473a	1.329a	1.633b	1.316bc	2.768a	0.832cd	0.455d	1.087b	1.715a
Luteolin	NS	0.000	NS	16.551a	16.763a	31.426a	20.825b	7.050d	7.432d	16.552c	17.150a	16.164a
Apigenin	NS	0.000	NS	5.108a	5.113a	9.903a	6.323b	1.793e	2.888d	4.643c	4.853a	5.367a
ΣOrtho-diphenols	NS	0.000	0.009	27.12a	27.91a	14.76c	27.39b	28.58b	14.02c	52.80a	30.27a	24.75b
ΣSecoiridoids	NS	0.000	0.000	234.3a	246.9a	425.2a	309.6b	150.0d	131.7d	186.6c	223.5b	257.7a
Total phenolic content	NS	0.000	0.019	307.5a	299.8a	496.8a	377.2b	202.1d	168.6e	273.6c	291.6b	315.7a

Irrig.: irrigation; Loc.: location; and CS: crop season. NS = not significant at $p < 0.05$. Different letters mean significant differences between levels of the treatment according to the LSD test $p < 0.05$. Number of replicates = 3.

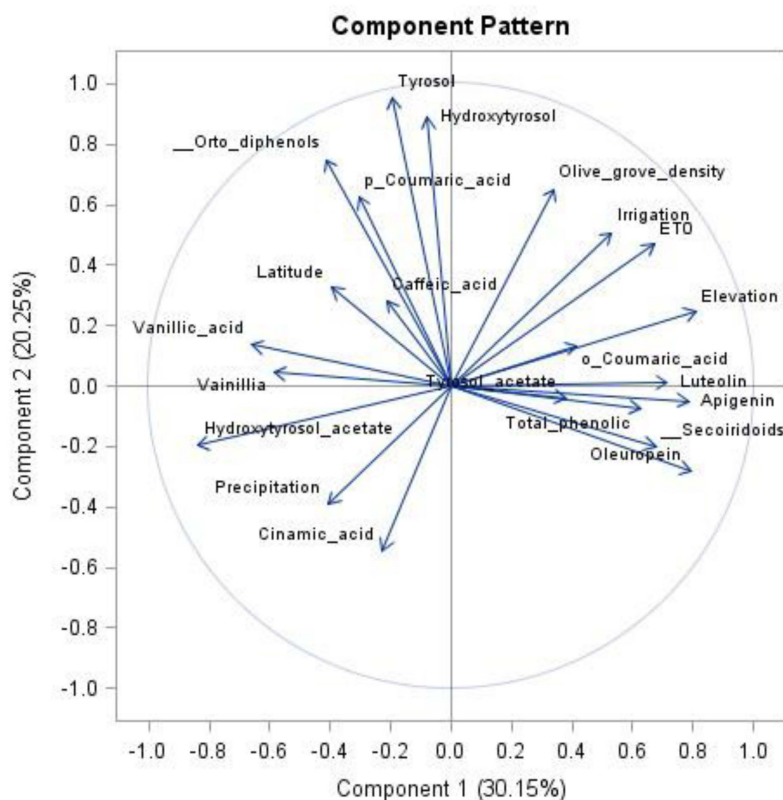


Figure 4. Principal component analysis (PCA) biplot (50.40% of explained variance) after Varimax rotation including main meteorological and orchard characteristics and the phenolic compounds.

3.5. Sterol and Triterpene Dialcohol Composition

Phytosterol level is related to olive oil quality and purity. These compounds are mainly affected by the cultivar [41], the maturity index [42], and the environmental and agronomic

conditions [43,44]. The percentage of campesterol, apparent β -sitosterol, and the triterpene dialcohols were affected by the irrigation treatment, the location, and the crop season (Table 4). Different groups [45,46] found a reduction in total sterols due to differences in irrigation in other cultivars, while no differences were stated in Arbequina [9,47–49] with deficit irrigation regarding FI treatments.

Table 4. Three-way ANOVA (prob > F) and least square means of sterols and triterpenes dialcohols compositions for the different factors: Irrig: irrigation (full irrigation: FI; regulated deficit irrigation: RDI); Loc: locality (Mad: Madrid; Lle: Lleida; Tar: Tarragona; Ali: Alicante; and Nav: Navarra); and CS: crop season (2015 and 2016).

Sterols and Triterpene Dialcohol (% Except Total Sterols in mg·kg ⁻¹)	Factor (p-Value)			Factors										Standard of Sterol Composition in EVOOs
	Irrig.	Loc.	CS	Irrig.		Loc.					CS			
				FI	RDI	Mad	Lle	Tar	Ali	Nav	2015	2016		
Cholesterol	NS	0.015	NS	0.180	0.192	0.258a	0.183b	0.179b	0.167b	0.142b	0.200	0.172	≤0.5	
Brassicasterol	NS	NS	NS	0.100	0.100	0.100	0.100	0.100	0.100	0.100	0.100	0.100	≤0.1	
24-Methylene cholesterol	NS	NS	NS	0.103	0.107	0.100	0.108	0.100	0.108	0.108	0.100	0.110		
Campesterol	0.008	0.000	0.000	3.417b	3.488a	3.658a	3.392c	3.554b	3.625ab	3.033d	3.360b	3.545a	≤4.0	
Campestanol	NS	NS	NS	0.105	0.100	0.100	0.112	0.100	0.100	0.100	0.105	0.100		
Stigmasterol	NS	0.000	0.000	0.850	0.857	0.842b	0.708c	0.892ab	0.892ab	0.933a	0.773b	0.933a	< Campeste.	
Δ^7 -Campesterol	NS	NS	NS	0.103	0.107	0.117	0.100	0.100	0.108	0.100	0.100	0.110		
Apparent β -Sitosterol	0.009	0.000	0.000	94.680a	94.548b	94.058c	94.875a	94.638b	94.500b	95.000a	94.793a	94.435b	≥93.0	
Δ^7 -Stigmasterol	NS	0.000	0.000	0.182	0.203	0.300a	0.179bc	0.125c	0.167bc	0.192b	0.242a	0.143b	≤0.5	
Δ^7 -Avenasterol	NS	0.000	0.001	0.450	0.480	0.650a	0.433b	0.425b	0.375c	0.442b	0.437b	0.493a		
Erythrodiol+Uvaol	0.039	0.000	0.005	1.920b	2.227a	2.642b	1.825c	1.017d	1.467cd	3.417a	1.857b	2.290a	≤4.5	
Total sterols	NS	0.000	NS	1319	1235	967c	1327b	1507a	1547a	1036c	1326	1228	≥1000	

NS = not significant at $p < 0.05$. Different letters mean significant differences between levels of the treatment according to the LSD test $p < 0.05$. Number of replicates = 3.

EVOOs of FI treatment had a slightly higher concentration of apparent β -sitosterol (+0.1%) and lower concentration of campesterol (−0.07%) and erythrodiol+uvaol (−0.3%) than RDI’s EVOOs. These parameters are under the European regulation, so the variations due to water stress should be considered. Increased campesterol under RDI treatment was also observed by Berenguer et al. (2006) [9] and Inglese et al. (1996) [50]. Berenguer et al. (2006) [9] also found a decrease in erythrodiol percentage while increasing irrigation in the most extreme treatments.

The EVOO location had a significant effect on the percentage of different sterols and total sterols content. Madrid’s EVOOs had a higher percentage of cholesterol, campesterol, Δ^7 -stigmasterol, and Δ^7 -avenasterol. They also had a lower content of total sterols (967 mg·kg⁻¹); this is below the limit of the European regulation [51] which can cause commercialization issues. The EVOOs with the highest content of total sterols were those from Tarragona and Alicante (1507 and 1541, respectively). These results are opposite to those of Aparicio and García-González (2013) [52] in the Picual cultivar who found a positive effect of altitude and β -sitosterol and negative effect with campesterol, stigmasterol, and total sterols.

A PCA biplot including the main meteorological data (yearly rainfall, yearly ETc, and yearly irrigation) of each crop season, orchard characteristics (latitude, density, and elevation), and the sterols and triterpenes dialcohols compositions is shown in Figure 5. Axis 1 explained 26.08% of the total variance and axis 2 explained 18.59%. The lower the latitude, the higher the campesterol percentage and lower apparent β -sitosterol in EVOOs. A high level in total sterols is related to rainy years and areas, as was previously reported by Arbones et al. [49].

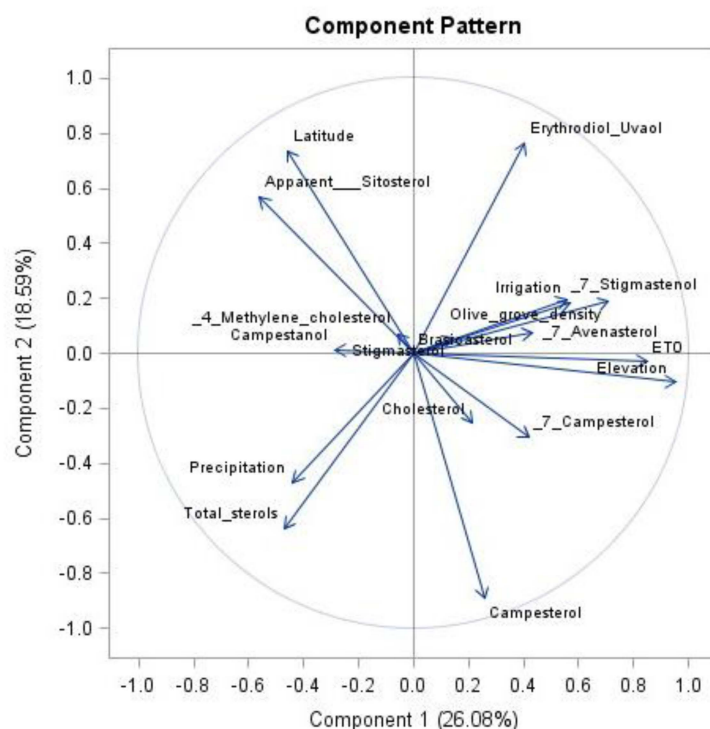


Figure 5. Principal component analysis (PCA) biplot (44.67 % of explained variance) after Varimax rotation including main meteorological and orchard characteristics and the sterols and triterpenes dialcohols compounds.

3.6. Fatty Acids

Environmental factors modify fatty acid profile. For instance, high temperatures during fruit development decrease the oleic acid concentration in EVOOs [8] and altitude is related to differences in fatty acid profile [52]. Most of the fatty acids and the oxidative susceptibility were influenced by the irrigation treatment, the location, and the crop season (Table 5). These differences, despite statistically significant, are of small magnitude.

Table 5. Three-way ANOVA (prob > F) and least square means of fatty acids for the different factors: Irrig: irrigation (full irrigation: FI; regulated deficit irrigation: RDI); Loc: locality (Mad: Madrid; Lle: Lleida; Tar: Tarragona; Ali: Alicante; Nav: Navarra); and CS: crop season (2015 and 2016).

Fatty Acids (%)	Factor (p-Value)			Factors									Standard of Fatty Acids in EVOO
	Irrig.	Loc.	CS	Irrig.			Loc.			CS			
				FI	RDI	Mad	Lle	Tar	Ali	Nav	2015	2016	
Myristic acid	0.014	0.000	0.000	0.011b	0.014a	0.010d	0.012c	0.013b	0.017a	0.010d	0.014a	0.011b	≤0.03
Palmitic acid	0.039	0.000	0.009	14.095b	14.329a	14.273b	14.396b	15.080a	14.553b	12.757c	14.087a	14.336b	7.50–20.00
Palmitoleic acid	0.000	0.000	0.025	1.686a	1.611b	1.544bc	1.478c	2.429a	1.613b	1.178d	1.689a	1.608b	0.30–3.50
Margaric acid	0.003	0.003	0.003	0.099b	0.110a	0.104a	0.109a	0.097b	0.109a	0.104a	0.098b	0.111a	
Margaroleic acid	0.000	0.000	NS	0.220b	0.233a	0.217c	0.221c	0.235b	0.247a	0.213c	0.226a	0.227a	
Stearic acid	0.000	0.000	0.000	1.809b	1.886a	1.833c	1.919b	1.695d	1.812c	1.979a	1.814b	1.881a	0.50–5.00
Oleic acid	0.000	0.000	0.000	72.079a	71.458b	73.357b	71.174c	69.530d	68.964e	75.816a	72.078a	71.459b	55.00–83.00
Linoleic acid	0.000	0.000	0.000	8.589b	8.942a	7.330c	9.282b	9.415b	11.143a	6.659d	8.582b	8.949a	3.50–21.00
Linolenic acid	NS	0.000	NS	0.501a	0.506a	0.451d	0.495c	0.559b	0.595a	0.417e	0.499a	0.508a	
Arachidic acid	0.000	0.000	0.000	0.381b	0.391a	0.366c	0.396a	0.388b	0.397a	0.384b	0.389a	0.383b	≤0.060
Gadoleic acid	NS	0.000	NS	0.307a	0.296a	0.289c	0.301bc	0.320a	0.316ab	0.283c	0.304a	0.300a	
Behenic acid	NS	NS	NS	0.136a	0.138a	0.136a	0.130a	0.149a	0.143a	0.127a	0.137a	0.137a	≤0.020
Lignoceric acid	NS	0.001	NS	0.064a	0.062a	0.062b	0.064ab	0.068a	0.066ab	0.055c	0.064a	0.062a	≤1.00
SFA	0.002	0.000	0.002	16.60b	16.93a	16.78b6	17.026b	17.487a	17.094b	15.415c	16.601b	16.922a	
MUFA	0.000	0.000	0.000	74.299a	73.603b	75.406b	73.184c	72.516d	71.153e	77.498a	74.297a	73.606b	
PUFA	0.000	0.000	0.000	9.105b	9.470a	7.807c	9.789b	10.002b	11.753a	7.088d	9.102b	9.473a	
MUFA/PUFA	0.000	0.000	0.042	8.651a	8.225b	9.7b	7.8c	7.3d	6.4e	11.0a	8.521a	8.354b	
OS	0.001	0.000	0.000	510.9b	526.6a	450.3c	540.3b	552.1b	632.1a	418.9d	510.4b	527.1a	

SFA: Saturated fatty acids, MUFA: monounsaturated fatty acids, PUFA: polyunsaturated fatty acids, OS: oxidative susceptibility. NS = not significant at $p < 0.05$. Different letters mean significant differences between levels of the treatment according to the LSD test $p < 0.05$. Number of replicates = 3.

EVOOs from olive groves under RDI had a lower percentage of monounsaturated fatty acids (73.6%) than those under FI (74.3%), and thus the oxidative susceptibility was affected (527 with RDI and 511 with FI). These results are opposite to those described by Hernández et al. (2018) that found a reduction in linoleic acid with an RDI of 30% of ETc [23], but not with an RDI of 60% regarding FI; or the results of Garcia-Garvi et al. (2022) [36] that reported an increase in 3.3% of MUFA under the most restricted irrigation and no differences with the intermediate irrigation treatments. This former group also found important differences between crop seasons in all the fatty acids studied.

Navarra's EVOOs showed the highest oleic acid content, with almost +7% than Taragona's EVOOs (Table 5). Navarra's EVOOs also had the lower linoleic acid level, while Alicante's EVOOs had the highest. These localities are settled at 283 masl and 87 masl (Table 1), which disagrees with the results reported by Aparicio and García-González (2013) [52] in the Picual cultivar, who found a positive relationship between linoleic acid and altitude. Thus, other factors could affect fatty acid composition on a major scale than altitude.

Figure 6 shows the PCA biplot including the main meteorological data (yearly rainfall, yearly ETc, and yearly irrigation) of each crop season, orchard characteristics (latitude, density, and elevation) in every olive orchard, and the fatty acid composition. Axis 1 explained 30.66 % of the total variance and axis 2 explained 24.13%. The more irrigation is applied, the higher the oleic acid percentage of EVOOs. On the other hand, rain was linked to linoleic, palmitic, and palmitoleic acids. Olive orchards at lower altitudes seem to have higher percentages of myristic, margaroleic, or linolenic acids.

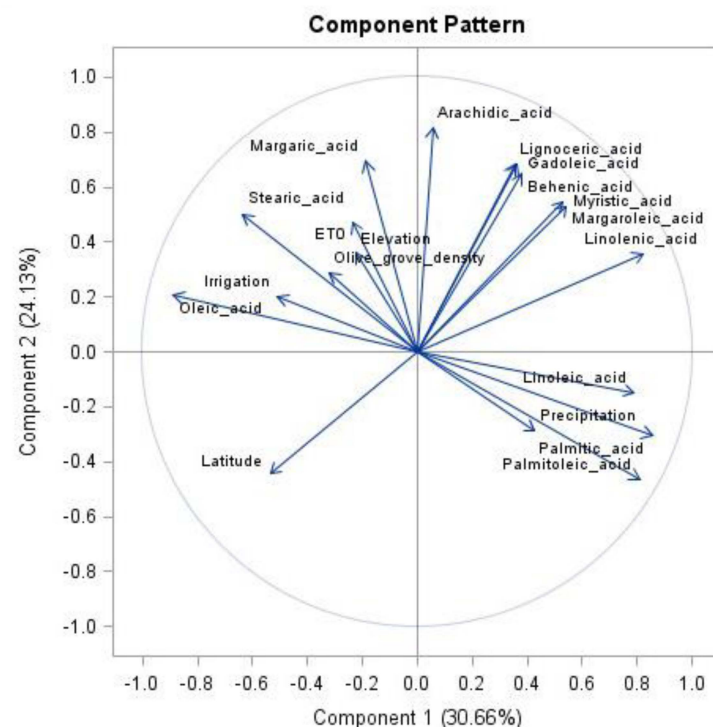


Figure 6. Principal component analysis (PCA) biplot (54.79 % of explained variance) after Varimax rotation including main meteorological and orchard characteristics and the fatty acids.

4. Conclusions

The edaphoclimatic conditions of the olive orchard had a great influence on different quality parameters of the olive fruits, even more than the irrigation treatment applied in this work. The regulated deficit irrigation (RDI) treatment with the application of 40% of water needs after massive pit hardening during phase II of growing fruit, and 100% during the rest of the year, in 5 different locations of central, eastern, northeast, and northern of Spain is an interesting irrigation management. This strategy contributes to water saving (more

than 20% on average in two crop seasons in the 5 localities), maintaining the crop load and olive oil quality. The most sensitive compounds to this irrigation regime were some sterols (campesterol and apparent β -sitosterol), triterpenic dialcohols, and the majority of the fatty acids. Despite statistically significant differences being detected, these were of small magnitude, so we can conclude that the RDI strategy applied is appropriate to save water and to keep the high standard of extra virgin olive oil.

It is crucial to deepen research among genotype–environment relationships due to the effects on virgin olive oil composition, and to perform long-term trials to thoroughly assess the impact of RDI on olive fruit and virgin olive oil yield.

Author Contributions: Conceptualization, J.R., C.d.L., M.P., J.M.V., and A.A.; methodology, J.R., M.P., J.M.V., C.d.L., and A.R.; formal analysis, B.S., A.A., A.R., and C.F.; investigation B.S., M.Á.P.-J., A.B., A.A., J.R., M.P., J.M.V., L.J.B., S.P., J.F.H., A.R., and Á.S.; resources, A.B., J.R., C.d.L., M.P., J.M.V., Á.S., L.J.B., and A.A.; data curation, A.A., B.S., C.F., and A.R.; writing—original draft preparation, B.S. and A.A.; writing—review and editing, A.B., J.R., M.Á.P.-J., C.F. and J.M.V.; supervision, J.R. and A.A.; project administration, J.R. and C.d.L.; funding acquisition, J.R., M.P., J.M.V., C.d.L., Á.S., S.P., and J.F.H. All authors have read and agreed to the published version of the manuscript.

Funding: This research was partially funded by the Instituto Nacional de Investigación y Tecnología Agraria y Alimentaria (INIA), Ministerio de Ciencia e Innovación (MCIN), grants RTA2012-00059-C02-01 y C02-02.

Data Availability Statement: Not applicable.

Acknowledgments: We want to thank all the olive growers and the field research personnel for their support in the project development.

Conflicts of Interest: The authors declare no conflict of interest. The funders had no role in the design of the study; in the collection, analyses, or interpretation of data; in the writing of the manuscript, or in the decision to publish the results.

References

- Vossen, P. Growing olives for oil. In *Handbook of Olive Oil*, 2nd ed.; Aparicio, R., Harwood, J., Eds.; Springer: Berlin/Heidelberg, Germany, 2013; pp. 19–56.
- Connor, D.J.; Gomez-del-Campo, M.; Rousseaux, M.C.; Searles, P.S. Structure, management and productivity of hedgerow olive orchards: A review. *Sci. Hortic.* **2014**, *169*, 71–93. [[CrossRef](#)]
- MAPAMA. *Encuesta de Superficies y Rendimientos de Cultivos (ESYRCE). Análisis de las Plantaciones de Olivar en España [Survey about Extensions and Yields in Crops (ESYRCE). Analysis of Olive Groves in Spain]*; Secretaría General Técnica, Subdirección General de Estadística del Ministerio de Agricultura, Alimentación y Medio Ambiente: Madrid, Spain, 2019; p. 30.
- Rallo, L.; Diez, C.M.; Morales-Sillero, A.; Miho, H.; Priego-Capote, F.; Rallo, P. Quality of olives: A focus on agricultural preharvest factors. *Sci. Hortic.* **2018**, *233*, 491–509. [[CrossRef](#)]
- Grattan, S.R.; Berenquer, M.J.; Connell, J.H.; Polito, V.S.; Vossen, P.M. Olive oil production as influenced by different quantities of applied water. *Agric. Water Manag.* **2006**, *85*, 133–140. [[CrossRef](#)]
- Martinez-Gimeno, M.A.; Zahaf, A.; Badal, E.; Paz, S.; Bonet, L.; Perez-Perez, J.G. Effect of progressive irrigation water reductions on super-high-density olive orchards according to different scarcity scenarios. *Agric. Water Manag.* **2022**, *262*, 107399. [[CrossRef](#)]
- Fereres, E. Yield response to water of fruit trees and vines: Guidelines. In *Crop Yield Response to Water. FAO Irrigation and Drainage Paper n°66*; Steduto, P., Hsiao, T.C., Fereres, E., Raes, D., Eds.; FAO: Rome, Italy, 2012; pp. 298–497.
- Sebastiani, L.; Gucci, R.; Kerem, Z.; Enrique Fernandez, J. Physiological Responses to Abiotic Stresses. In *The olive tree genome*; Springer: Cham, Switzerland, 2016; pp. 99–122.
- Berenquer, M.J.; Vossen, P.M.; Grattan, S.R.; Connell, J.H.; Polito, V.S. Tree irrigation levels for optimum chemical and sensory properties of olive oil. *HortScience* **2006**, *41*, 427–432. [[CrossRef](#)]
- Ben-Gal, A.; Ron, Y.; Yermiyahu, U.; Zipori, I.; Naoum, S.; Dag, A. Evaluation of regulated deficit irrigation strategies for oil olives: A case study for two modern Israeli cultivars. *Agric. Water Manag.* **2021**, *245*, 106577. [[CrossRef](#)]
- Rosecrance, R.C.; Krueger, W.H.; Milliron, L.; Bloese, J.; Garcia, C.; Mori, B. Moderate regulated deficit irrigation can increase olive oil yields and decrease tree growth in super high density ‘Arbequina’ olive orchards. *Sci. Hortic.* **2015**, *190*, 75–82. [[CrossRef](#)]
- Rufat, J.; Villar, J.M.; Pascual, M.; Falguera, V.; Arbones, A. Productive and vegetative response to different irrigation and fertilization strategies of an Arbequina olive orchard grown under super-intensive conditions. *Agric. Water Manag.* **2014**, *144*, 33–41. [[CrossRef](#)]
- Moriana, A.; Pérez-López, D.; Prieto, M.H.; Ramírez-Santa-Pau, M.; Pérez-Rodríguez, J.M. Midday stem water potential as a useful tool for estimating irrigation requirements in olive trees. *Agric. Water Manag.* **2012**, *112*, 43–54. [[CrossRef](#)]

14. Fernandez, J.E. Understanding olive adaptation to abiotic stresses as a tool to increase crop performance. *Environ. Exp. Bot.* **2014**, *103*, 158–179. [[CrossRef](#)]
15. Sibbett, G.S.; Ferguson, L. *Olive Production Manual*, 2nd ed.; UCANR Publications: Richmond, CA, USA, 2005.
16. Marino, G.; Caruso, T.; Ferguson, L.; Marra, F.P. Gas Exchanges and Stem Water Potential Define Stress Thresholds for Efficient Irrigation Management in Olive (*Olea europaea* L.). *Water* **2018**, *10*, 342. [[CrossRef](#)]
17. Marra, F.; Marino, G.; Marchese, A.; Caruso, T. Effects of different irrigation regimes on a super-high-density olive grove cv. “Arbequina”: Vegetative growth, productivity and polyphenol content of the oil. *Irrig. Sci.* **2016**, *34*, 313–325. [[CrossRef](#)]
18. Ahumada-Orellana, L.E.; Ortega-Farías, S.; Searles, P.S.; Retamales, J.B. Yield and water productivity responses to irrigation cut-off strategies after fruit set using stem water potential thresholds in a super-high density olive orchard. *Front. Plant Sci.* **2017**, *8*, 1280. [[CrossRef](#)]
19. Gomez-del-Campo, M. Summer deficit irrigation in a hedgerow olive orchard cv. Arbequina: Relationship between soil and tree water status, and growth and yield components. *Span. J. Agric. Res.* **2013**, *11*, 547–557. [[CrossRef](#)]
20. Hueso, A.; Trentacoste, E.R.; Junquera, P.; Gómez-Miguel, V.; Gómez-del-Campo, M. Differences in stem water potential during oil synthesis determine fruit characteristics and production but not vegetative growth or return bloom in an olive hedgerow orchard (cv. Arbequina). *Agric. Water Manag.* **2019**, *223*, 105589. [[CrossRef](#)]
21. Gucci, R.; Caruso, G.; Gennai, C.; Esposto, S.; Urbani, S.; Servili, M. Fruit growth, yield and oil quality changes induced by deficit irrigation at different stages of olive fruit development. *Agric. Water Manag.* **2019**, *212*, 88–98. [[CrossRef](#)]
22. Ahumada-Orellana, L.E.; Ortega-Farías, S.; Searles, P.S. Olive oil quality response to irrigation cut-off strategies in a super-high density orchard. *Agric. Water Manag.* **2018**, *202*, 81–88. [[CrossRef](#)]
23. Hernandez, M.L.; Velazquez-Palmero, D.; Sicardo, M.D.; Fernandez, J.E.; Diaz-Espejo, A.; Martinez-Rivas, J.M. Effect of a regulated deficit irrigation strategy in a hedgerow ‘Arbequina’ olive orchard on the mesocarp fatty acid composition and desaturase gene expression with respect to olive oil quality. *Agric. Water Manag.* **2018**, *204*, 100–106. [[CrossRef](#)]
24. Allen, R.G.; Pereira, L.S.; Raes, D.; Smith, M. *Crop Evapotranspiration. Guidelines for Computing Crop Water Requirements. Irrigation and Drainage Paper 56*; FAO: Rome, Italy, 1998.
25. Orgaz, F.; Fereres, E.; Testi, L. Riego. In *El Cultivo del Olivo*, 7th ed.; Barranco, D., Fernandez-Escobar, R., Rallo, L., Eds.; Ediciones Mundi-Prensa: Madrid, Spain, 2017; pp. 461–490.
26. Beltran, G.; Uceda, M.; Hermoso, M.; Frías, L. Maduración. In *El Cultivo del Olivo*, 7th ed.; Barranco, D., Fernandez-Escobar, R., Rallo, L., Eds.; Ediciones Mundi-Prensa: Madrid, Spain, 2008; pp. 187–212.
27. Regulation (EEC) 2568/91 Regulation (EEC) 2568/91 on the characteristics of olive and olive pomace oils and their analytical methods. *Off. J. Eur. Communities L* **1991**, *L248*, 49–74.
28. Firestone, D. *Official Methods and Recommended Practices of the American Oil Chemists’ Society*, 5th ed.; American Oil Chemists’ Society Press: Champaign, IL, USA, 1998.
29. Minguez-Mosquera, M.I.; Rejano-Navarro, L.; Gandul-Rojas, B.; Sanchez-Gomez, A.H.; Garrido-Fernandez, J. Color-Pigment Correlation in Virgin Olive Oil. *J. Am. Oil Chem. Soc.* **1991**, *68*, 332–336. [[CrossRef](#)]
30. Colorimetric Quantities. *Standard UNE 72031:1983*; 1983.
31. Commission Regulation (EC) 640/2008 Commission Regulation (EC) 640/2008 of 4 July 2008 amending Regulation (EEC) 2568/91 on the characteristics of olive oil and olive-residue oil and on the relevant methods of analysis. *Eur. Commun. Off. J.* **2008**, *L178*, 11–16.
32. Mateos, R.; Espartero, J.L.; Trujillo, M.; Rios, J.; León-Camacho, M.; Alcludia, F.; Cert, A. Determination of phenols, flavones, and lignans in virgin olive oils by solid-phase extraction and high-performance liquid chromatography with diode array ultraviolet detection. *J. Agric. Food Chem.* **2001**, *49*, 2185–2192. [[PubMed](#)]
33. Regulation (EC) 1989/2003 Commission Regulation (EC) 1989/2003 of 6 November 2003 amending Regulation (EEC) 2568/91 on the characteristics of olive oil and olive-pomace oil and on the relevant methods of analysis. *Off. J. Eur. Commun.* **2003**, *L295*, 57–77.
34. Cert, A.; Alba, J.; León-Camacho, M.; Moreda, W.; Pérez-Camino, M.C. Effects of Talc Addition and Operating Mode on the Quality and Oxidative Stability of Virgin Olive Oils Obtained by Centrifugation. *J. Agric. Food Chem.* **1996**, *44*, 3930–3934. [[CrossRef](#)]
35. Sánchez-Rodríguez, L.; Kranjac, M.; Marijanović, Z.; Jerković, I.; Pérez-López, D.; Carbonell-Barrachina, Á.A.; Hernández, F.; Sendra, E. “Arbequina” Olive Oil Composition Is Affected by the Application of Regulated Deficit Irrigation during Pit Hardening Stage. *J. Am. Oil Chem. Soc.* **2020**, *97*, 449–462. [[CrossRef](#)]
36. Garcia-Garvi, J.M.; Sanchez-Bravo, P.; Hernandez, F.; Sendra, E.; Corell, M.; Moriana, A.; Burgos-Hernandez, A.; Carbonell-Barrachina, A.A. Effect of Regulated Deficit Irrigation on the Quality of ‘Arbequina’ Extra Virgin Olive Oil Produced on a Super-High-Intensive Orchard. *Agronomy* **2022**, *12*, 1892. [[CrossRef](#)]
37. Sena-Moreno, E.; Manuel Perez-Rodriguez, J.; De Miguel, C.; Henar Prieto, M.; Nieves Franco, M.; Cabrera-Banegil, M.; Martin-Vertedor, D. Pigment Profile, Color and Antioxidant Capacity of Arbequina Virgin Olive Oils from Different Irrigation Treatments. *J. Am. Oil Chem. Soc.* **2017**, *94*, 935–945. [[CrossRef](#)]
38. Garcia, J.M.; Morales-Sillero, A.; Perez-Rubio, A.G.; Diaz-Espejo, A.; Montero, A.; Fernandez, J.E. Virgin olive oil quality of hedgerow ‘Arbequina’ olive trees under deficit irrigation. *J. Sci. Food Agric.* **2017**, *97*, 1018–1026. [[CrossRef](#)]
39. Gómez-Rico, A.; Salvador, M.D.; La Greca, M.; Fregapane, G. Phenolic and volatile compounds of extra virgin olive oil (*Olea europaea* L. cv. Cornicabra) with regard to fruit ripening and irrigation management. *J. Agric. Food Chem.* **2006**, *54*, 7130–7136. [[CrossRef](#)]

40. Tsimidou, M.Z. Analytical Methodologies: Phenolic Compounds Related to Olive Oil Taste Issues. In *Handbook of Olive Oil. Analysis and Properties*, 2nd ed.; Aparicio, R., Harwood, J., Eds.; Springer: Boston, MA, USA, 2013; pp. 311–333.
41. Kycyk, O.; Paz Aguilera, M.; Juan Gaforio, J.; Jimenez, A.; Beltran, G. Sterol composition of virgin olive oil of forty-three olive cultivars from the World Collection Olive Germplasm Bank of Cordoba. *J. Sci. Food Agric.* **2016**, *96*, 4143–4150. [[CrossRef](#)]
42. Fuentes de Mendoza, M.; De Miguel Gordillo, C.; Marín Expósito, J.; Sánchez Casas, J.; Martínez Cano, M.; Martín Vertedor, D.; Franco Baltasar, M.N. Chemical composition of virgin olive oils according to the ripening in olives. *Food Chem.* **2013**, *141*, 2575–2581. [[CrossRef](#)] [[PubMed](#)]
43. Aparicio, R.; Luna, G. Characterisation of monovarietal virgin olive oils. *Eur. J. Lipid Sci. Technol.* **2002**, *104*, 614–627. [[CrossRef](#)]
44. Mailer, R.J.; Ayton, J.; Graham, K. The Influence of Growing Region, Cultivar and Harvest Timing on the Diversity of Australian Olive Oil. *J. Am. Oil Chem. Soc.* **2010**, *87*, 877–884. [[CrossRef](#)]
45. Fernandes Silva, A.; Gouveia, J.; Vasconcelos, P.; Ferreira, T.; Villalobos, F. Effect of different irrigation regimes on the quality attributes of monovarietal virgin olive oil from cv. "cobrançosa". *Grasas y Aceites* **2013**, *64*, 41–49. [[CrossRef](#)]
46. Stefanoudaki, E.; Williams, M.; Chartzoulakis, K.; Harwood, J. Effect of irrigation on quality attributes of olive oil. *J. Agric. Food Chem.* **2009**, *57*, 7048–7055. [[CrossRef](#)] [[PubMed](#)]
47. Faci, J.M.; Berenguer, M.J.; Espada, J.L.; Gracia, S. Effect of variable water irrigation supply in olive (*Olea europaea* L.) CV. Arbequina in Aragon (Spain). I. Fruit and oil production. *Acta Hort.* **2002**, *586*, 341–344. [[CrossRef](#)]
48. Vita Serman, F.; Pacheco, D.; Carelli, A.; Capraro, F. Effect of regulated deficit irrigation strategies on productivity, quality and water use efficiency in a high-density 'Arbequina' olive orchard located in an arid region of Argentina. *Acta Hort.* **2011**, *888*, 81–88. [[CrossRef](#)]
49. Arbones, A.; Sastre, B.; Perez, M.Á.; de Lorenzo, C.; Pascual, M.; Benito, A.; Villar, J.M.; Rufat, J. Influence of irrigation and fertilization on the sterol and triterpene dialcohol compositions of virgin olive oil. *Grasas Aceites* **2020**, *71*, 376. [[CrossRef](#)]
50. Inglese, P.; Barone, E.; Gullo, G. The effect of complementary irrigation on fruit growth, ripening pattern and oil characteristics of olive (*Olea europaea* L.) cv. Carolea. *J. Hort. Sci.* **1996**, *71*, 257–263. [[CrossRef](#)]
51. Commission Implementing Regulation (EU) No 1348/2013 of amending Regulation (EEC) No 2568/91 on the characteristics of olive oil and olive-residue oil and on the relevant methods of analysis. 16 December 2013.
52. Aparicio, R.; García-González, D.L. Olive oil characterization and traceability. In *Handbook of Olive Oil*, 2nd ed.; Aparicio, R., Harwood, J., Eds.; Springer: Boston, MA, USA, 2013; pp. 431–478.

Disclaimer/Publisher's Note: The statements, opinions and data contained in all publications are solely those of the individual author(s) and contributor(s) and not of MDPI and/or the editor(s). MDPI and/or the editor(s) disclaim responsibility for any injury to people or property resulting from any ideas, methods, instructions or products referred to in the content.